

**30W SMD Site Lamp**  
Powerful 28 SMD's

**Light Output**

High quality output of 2100 lumen for maximum coverage of workspace

**Cool Light**

Finned design reduces heating up of light

**Sturdy Construction**

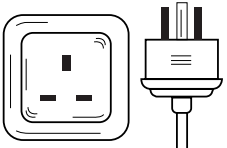
- a. **IP 65 Rated**  
Protected against dust and effects of pressure jets from any direction
- b. Corrosion resistant aluminium die-cast housing in premium powder coated finish
- c. High impact polycarbonate lens to withstand harsh job site conditions
- d. Complete with 4m long power cord

**Easily Portable**

Free standing steel stand with cushion grip and adjustable bracket makes it convenient to move light as required in the workspace

Easy Set-up and instant illumination

**Power Source**






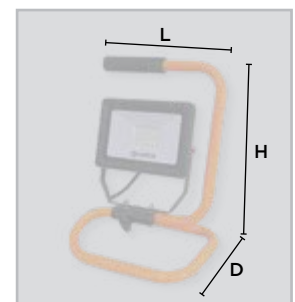
AC POWERED  
220V AC, 50Hz  
110V AC, 60Hz

**Ideal For**

Use as a temporary light on construction sites, in general maintenance workshops etc.

**FEATURES**

LUMEN	BEAM ANGLE	WATER & DUST PROOF RATING
 2100	 110°	 IP65
OPERATING TEMPERATURE		
-20°C TO 45°C (-4°F TO 113°F)		



**ORDERING INFORMATION**

CAT NR.	ORD NR.	PLUG TYPE	SIZE (L×H×D)		BOX QTY.
			(INCH)	(MM)	
LED/602/US	55075	US Pin	9-1/16 × 14-3/16 × 8	230 × 360 × 205	8
LED/602/EU	55069	EU Pin	9-1/16 × 14-3/16 × 8	230 × 360 × 205	8

**NEW!**

**CE RoHs**